

Virginia Currer Marine Ltd

Inland Waterway Specialists

Delta House, Delta Way, Thorpe, Egham, Surrey, TW20 8RX

Tel: 01784 432111

Fax: 01784 432777

Mob: 07860 480079

Email: jc@vcmarine.co.uk

Web: www.vcmarine.co.uk

AVONTUUR]

£145,000

General.

Builder: 'Grol' *Type:* Hageenaar Steilsteven Dutch Barge

Fitted: Professional refit just completed by MSO Marine of Brentford

Year: c.1923

Length: 72ft (21.85m) *Beam:* 13ft 6in (4.15m) *Draught:* 2ft 10in (.85m)

Wheelhouse: Fixed structure – air height clearance of approximately 10ft.

Lying: Brentford, currently MSO Marine but due to go to Brentford Dock Marina

BW no: Not registered

CIN No: N/A


BSC to: 26/09/2010

History

The vessel was initially converted in Holland and then brought to the UK. She was stripped back to bare metal internally by the current owner who has owned her since 1999. Since then, she has undergone a complete internal refit from stem to stern professionally by MSO Marine which has just been completed. The hull was surveyed in 2007.

Hull & Exterior.

Material / build: Riveted steel hull with overplating carried out as required.
Thicknesses: 6mm



Exterior: Black bitumen painted hull to rubbing band. Black gloss bulwarks. Side decks and roof in cream. Superstructure sides in dark green with gold detailing. Handrails in cream.

Windows: Large opening brass portholes, seven each side.

Bow: Typical Luxemotor Bow with flat foredeck. Manual anchor winch with chain and hawsepipe to admiralty type anchor. Large raised mooring bits. Light mast. Access hatch to forepeak below.

Roof: 7 stainless steel ventilators. Light mast against forward part of superstructure. Fixed wheelhouse, fully glazed, with navigation lights, radar scanner, vhf aerial and search light mounted on the roof.

Avontuur continued

Aft deck: Flat aft deck with outboard hung hydraulically operated rudder. Two large raised mooring bits. Manual winch for kedge anchor (anchor not fitted). Further manual winch. Double half glazed varnished timber doors lead from the aft deck into the wheelhouse.

Mechanical & Electrical.

Engine: DAF 615 6 cyl 120hp *Gearbox:* Hydraulic
Last service: Not known *Control:* Single lever
Cooling: Indirect raw water *Calorifier feed:* No
Bowthruster: Yes, electric

Weed hatch: No *Bilge pump:* 24v

Batteries: 12v providing 24v *Domestic:* 2 x 230amp *Engine:* 2 x 220 amp
240v: Yes

Inverter: Mastervolt Dakar 24v 3000 kva inverter/100 amp battery charger.
Generator: Stanford BC16/18

Instrument panel: Comprises Vetus unit with voltmeter, oil pressure gauge, engine temperature gauge, tachometer with engine hour meter reading 129.4 hours. Additional instrumentation for 240v mains monitoring. Bowthruster control. Remote generator control panel. 24v distribution panel. Mastervolt combi unit remote control panel and gauges for water and fuel. Additional equipment comprises Raymarine ST40 compass with a course error indicator. Raymarine radar with 12in daylight display screen. Raymarine fish finder. VHF radio with DSC.

Interior.

Lining - floor to gunwale: Where visible stained boarding but the majority of the hull sides are covered by way of under gunwale fitted cupboards in matt varnished mahogany faced board.

Lining - gunwale to ceiling: Matt finished mahogany faced panelling with matching trim.

Lining - ceiling: As above.

Bulkheads: As above.

Curtains: None fitted.

Flooring: Ash faced timber laminate.

Lighting: Inset chrome trimmed.

Cabin heating Domestic diesel fired combi boiler providing hot water for finrads and domestic supply.

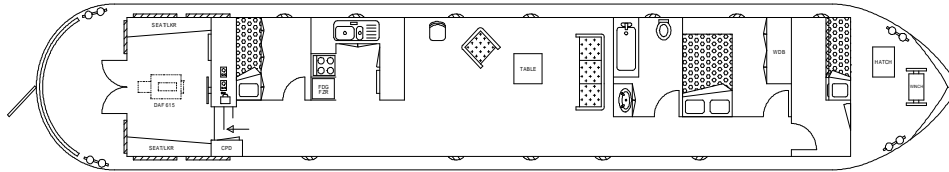
Insulation: Rockwool.

Water heating from Combi boiler.

Water system: Pressurised.

ACCOMMODATION (From aft)


Cabin Arrangement: Wheelhouse / Single Cabin / Galley / Saloon / Bathroom / Double Cabin / Twin Bunk Cabin / Forepeak.



Berth arrangement: 7 berth: single in own cabin / Twin bunk cabin / Master double cabin and convertible double in saloon.

Headroom: 6ft 1in.

Cabin 1: Wheelhouse. Wide central double doors lead from the aft deck into the wheelhouse. To port and starboard are timber constructed lockers which can also provide casual seating. Against the forward edge of the wheelhouse is a centrally mounted timber ship's wheel with instrument panel in front. To the port hand side are four opening storage drawers and to starboard steps down to the main accommodation. Lift up hatch in the wheelhouse floor gives access to engine space below, housing domestic boiler, pumps and electrical systems. Steps lead down to a short length of corridor with door off into:



Cabin 2: Single Cabin. The single berth runs crossways across the aft bulkhead with foam mattress measuring 2ft 4ins by 6ft 3ins and is at gunwale height, with cupboard storage below closed off by varnished timber doors and housing Servis 240v automatic washing machine, with space for freezer and/or tumble dryer alongside if required. The corridor continues forward into:

Cabin 3: Galley. The galley is 'U' shaped and to port. Oiled woodblock work surface over varnished timber cupboards and drawers below. Against the aft bulkhead is a Caprice 2020 four burner cooker with grill and oven in black and green with glass lid. Alongside below the work surface is a Zanussi 240v refrigerator. To the side is a one and a half bowl stainless steel sink and drainer unit with work surface and cupboards extending across the front side of the galley. The galley is open plan to:




Avontuur continued



Cabin 4: Saloon. The saloon is essentially open plan and the freestanding furniture currently comprises 3 seat settee which can convert to a double berth if required, matching modern style rocking arm chair and coffee table in a maple effect finish. The corridor to starboard leads forward with door off to:

Cabin 5: Bathroom. Full size bath with antique style hand held shower attachment. Bath rear and sides tiled in a decorative green tile. White china hand basin inset into green marble work surface with green tiled splashback with timber trim and varnished timber doors below. Remote pump out macerator type toilet. Heated towel rail. The corridor continues forward with further door off to:



Cabin 6: Double Cabin. The double berth is crossways against the aft bulkhead with foam mattress measuring 6ft 3ins x 4ft 6ins. Under gunwale open shelving. Against the forward bulkhead is a double fronted full height cupboard unit with high level double doors and three drawer storage at low level. At the end of the corridor the door opens into:

Cabin 7: Twin Bunk Cabin. The twin bunk cabin is full width and the bunks are against the forward bulkhead with foam mattresses measuring 2ft 3ins x 6ft. The bunk berths are easily removable if required. Open shelving under gunwale each side. Half height doorway in forward bulkhead leads forward into forepeak which is unlined but fully floored in checkerplate aluminium. Access to bowthruster with 2 x 200amp power batteries. Shelved storage. Diesel fired water cooled generator (not cocooned) with own 12v battery starting and own diesel supply (output not known). Chain locker at forward end of forepeak.



This boat has been cleared and will be sold as viewed.

GENERAL

Berth transferable: Possible transfer of cruising berth.

Sale type: Private.

Viewing: By appointment

PLEASE NOTE

These details are believed to be correct but cannot be guaranteed. They are based on information provided by the current owner(s) and observation.

Prospective purchasers are strongly advised to have an independent survey carried out to satisfy themselves as to the condition of the vessel, its inventory, and the information contained herein.

These details are not intended to, and do not, form any part of any current or future contract.

In this transaction we are acting as Brokers only. All sales subject to contract.

No guarantee is given or implied as to the condition or legal title.

No appliances or systems have been tested.

All measurements stated are approximate.

© Virginia Currer Marine Ltd 2008