

Virginia Currer Marine Ltd

Inland Waterway Specialists

Delta House Delta Way Thorpe Egham Surrey TW20 8RX

Tel: 01784 432111

Fax: 01784 432777

Mob: 07860 480079

Email: jc@vcmarine.co.uk

Web: www.vcmarine.co.uk

ONDERNEMING

£28,500 + VAT

General.



Builder: **Vresleutsch Jr, Alphen Aldrijn** *Type:* Dutch Pontoon Motor Barge
Fitted: Working barge *Year:* 1950
Length: 70ft (21.02m) *Beam:* 14ft 3ins (4.3m) *Draught:* c3ft (.9m)
Air height: c. 9ft (3m)
Lying: Near Weybridge, River Thames
BW no: N/a *CIN No:* N/a *BSC to:* N/a

History

The vessel was extend in 1967 to her current size. The current owner has been using her commercially for the last 22 years, and she is now being sold as surplus to requirements, having been laid up since November 2008. The vessel could continue in her current capacity as a flat decked motor barge, or could be converted to private use by the addition of a full length superstructure.

Hull & Exterior.

Material / build: All steel. *Thicknesses:* 6 / 5mm



Ondermening continued

Exterior: Black bitumen painted hull to deck level. Deck and superstructure in old fashioned red.

Superstructure: The vessel has been operated commercially and comprises a long flat reinforced steel deck. With section of raised superstructure over engine room, culminating in an all steel aft wheelhouse. At the bow is a manual anchor winch and hinged hatch to below deck space (internal height c.4ft). Deck mounted signal / light mast.



Mechanical & Electrical.

Engine: Kromhout 3TS117 Serial no 17225 3cyl diesel, 53hp (believed 1961). It is declared that one cylinder wet liner seal leaks, thus there is some loss of water (this does not enter the sump).

Gearbox: Brevo Mechanical type 104, 3:1 reduction

Last service: November 2008 **Cooling:** Indirect keel cooled

Bowthruster: No **Batteries:** 1 x 12v

Instrument panel: Key start, oil pressure gauge, engine temperature gauge, tachometer and usual warning lights

ACCOMMODATION (From aft)

Cabin Arrangement:

Cabin 1: The wheel house section comprises steel wheel house and lower section over engine space. Bolted inset hatch to allow engine removal. Hinged doors to either side of wheelhouse. Central steering position. Steps to starboard down into 'walk around' engine space.




This boat has been cleared and will be sold as viewed.

GENERAL

Sale type: Business **Viewing:** By appointment

Other sale considerations: The vessel is to be sold on an 'as is' basis. It is declared that one engine cylinder wet liner seal leaks, thus there is some loss of water (this does not enter the sump). Spare propeller included within sale.



PLEASE NOTE

In this case we are acting as Brokers only.

Whilst every care has been taken in their preparation, the correctness of these particulars is not guaranteed.

The particulars are intended only as a guide and they do not constitute a term of any contract.

All sales subject to contract. No guarantee is given or implied as to the condition or legal title.

No appliances or systems have been tested. All measurements stated are approximate.

A prospective buyer is strongly advised to check the particulars and where appropriate at his own expense to employ a qualified Marine Surveyor to carry out a survey and / or to have an engine trial conducted which if conducted by us shall not imply any liability for such engine on our part.

© Virginia Currer Marine Ltd 2010